

PARENT/TEACHER/STUDENT COMMUNICATION

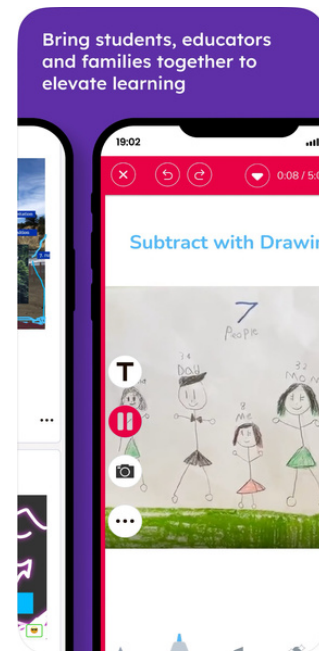
Academic Platforms

To keep in touch with teachers and access timetables, reports and general academic information, we have two academic platforms/apps called Seesaw and ManageBac.

1. Seesaw

Seesaw is used in the Primary School for students from Kinder 3 up to Grade 5. Teachers can empower students to create, reflect, share, and collaborate. Students show their learning, using photos, videos, drawings, text, PDFs, and links.

(You will receive an email with your login information and password once your child has started)



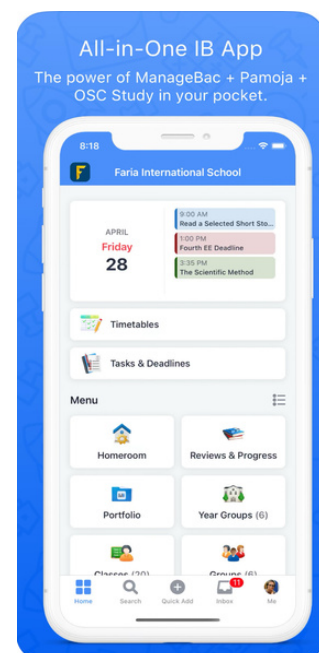
2. ManageBac

In Grades 6 to 12, our online learning platform for IB schools is ManageBac, which is the academic communication tool for students and teachers and it enables parents to access the students assessment and reporting. This is also available in App format.

ManageBac is also used in K3 - G5:

- By ICS to send report cards to parents.
- By Secondary School parents to send excusal requests for their child's absences.

(You will receive an email with your login information and password once your child has started)



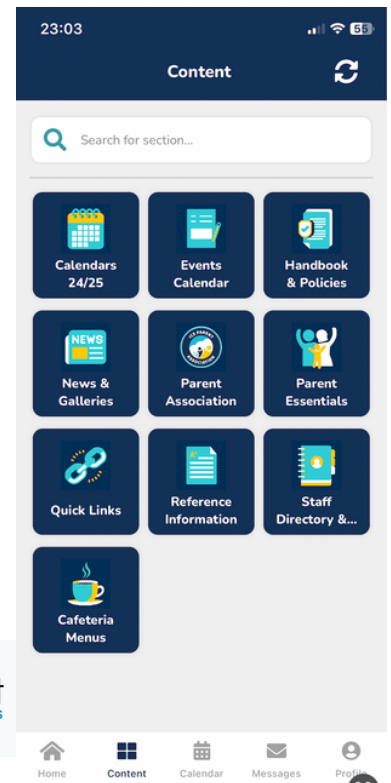
COMMUNICATION CHANNELS

General Communication tools

1. ICS Parent App

Our ICS Parent App is a one stop shop for general information, links, communications, calendars and much more.

To access the Parent App you will receive an invitation link via email and SMS in from Parent Apps Connect



How to access the Parent App

When you receive the invitation email and SMS in late August/early September, please following these instructions:-

- First, make sure you have downloaded the '**Parentapps Connect**' app from your App Store or Google Play.
- Check your email or sms invitation and click on the activation link.
- You will see a **Blue Login button** at the bottom of the screen. Press this and you will be able to search for the school name in the white box at the top: "**ICS Madrid**".
- Tap the school logo once it appears.
- Don't forget to turn on the notifications!
- Log in with your email address (you will be asked to add it twice and then add your own password).
- Passwords must be 8 characters long and have at least one capital letter, one number and one of these symbols: ! \$ # % & £ * @
- If you can't remember your password, you can reset it by using the password reset option underneath.

**If you have any questions, please write to
communications@icsmadrid.org**

2. ICS Newsletters

We issue newsletters from both the Primary School and Secondary School (once a month). These are sent to the community by email and available on the Parent App.



3. ICS Parent Programme of Events

Throughout the year we hold presentations for parents regarding academics and social or emotional well-being. Please look out for email invitations to attend and check the Parent calendar for dates. **A full list of these parent events can be found on the Parent App and within the calendar.**



4. Social Media channels:

[ICS Facebook Page](#)

[ICS YouTube Channel](#)

[ICS Instagram](#)

[ICS LinkedIn](#)



Visit our website and follow us!

5. ICS WhatsApp Community Group

Join our community WhatsApp group to receive general whole school updates. (Click on the WhatsApp icon to join)

